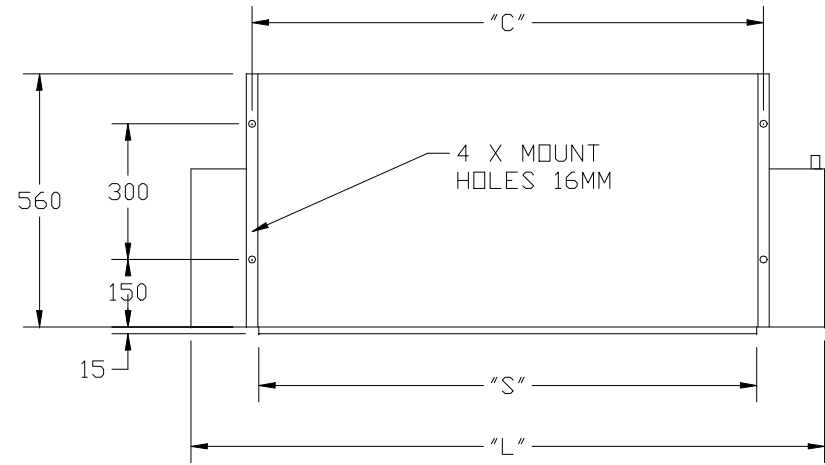
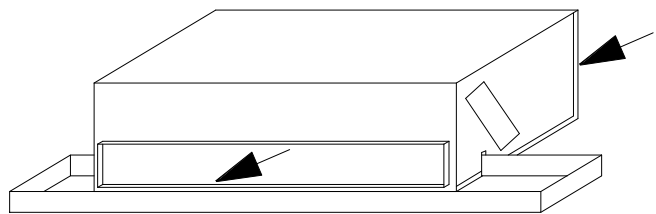
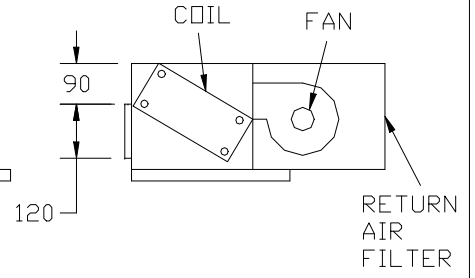
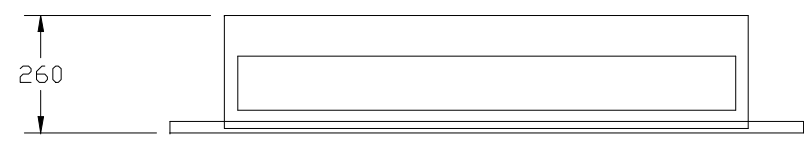


CUST/PROJECT		APPROVED BY		RETURN AIR SPIGOT REQ		Y	N	MODEL	150	300	450	600
JOB NUMBER		SIGNED BY		VALVES REQ		Y	N	"L"	800	1100	1400	1700
MODEL HIDEAWAY		DATE						"C"	530	730	1130	1430
								"S"	500	700	1100	1400
150	300	450	600									



L/HAND
COIL AND
DRAIN
 TICK

R/HAND
COIL AND
DRAIN
 TICK



NOTE: ELECTRICAL BOX IS OPPOSITE COIL AND DRAIN CONNECTION

				UNLESS OTHERWISE STATED ALL TOLERANCES +/-0.5MM				© HURLCON P/L Ph 9701 5166				DWG NO: HIDEAWAY		SHT 1 OF 1			
								THIS DRAWING AND THE INFORMATION IT CONTAINS MUST NOT BE DUPLICATED WITHOUT THE PERMISSION OF HURLCON P/L. ALL COPIES MUST BE RETURNED UPON REQUEST.				DWG TITLE:		REV:			
				DRAFTING STANDARD AS 1100				DRAWN BY: B BUTLER		APPROVED: B BUTLER		FAN COIL DRAWING					
REV				CHANGE DESCRIPTION				DATE: 27/05/03		DATE: 27/05/03		SCALE: NTS		MATERIAL: -		00	